

A black circular logo with the text "freie" in a large, white, lowercase serif font, and "bühne jena" in a smaller, white, lowercase sans-serif font below it.

freie
bühne jena

The word "MOMO" is written in a large, white, hand-drawn, uppercase sans-serif font. The letters are slightly irregular and have a sketchy, artistic feel. Below the title is a thin white horizontal line.

MOMO

PUPPETS - SHADOWS - MASKS

The words "FREELY ADAPTED" are written in a white, uppercase, sans-serif font. Above the text is a thin white horizontal line.

FREELY ADAPTED

MOMO

Content

Theatre play with puppets, masks, shadows, acting and music within 2,5 hours

For everyone aged 12 years up

Freely adapted from Michael Ende's novel about time robbery

That's the story of Modern Man.

Modern Man saves his time.

Modern Man is considerably more successful,

More and more good-looking,

Lovely, beautiful, desirable.

Modern Man is feeling better and better.

Future belongs to Modern Man.

A Man to look up,

A Man to admire.

Come closer and take a deeper look at Modern Man!

Admire him!

And welcome him with thunderous applause!

In his 1974 published, but nevertheless actual novel Michael Ende created Momo as a child fighting against upcoming social coldness caused by grey suited businessmen and their strict and profit-minded effectiveness.

To continue that, but going further, the play shows men living, winning and losing in an accelerated society like ours today.

It shows formerly grey suited businessmen already knowing how to be bright, smart and entertaining.

It says NO! to these bright businessmen by means of blank spaces, moments of timeless time, taking care of one another – and with a cactus' help.

NO! against bright businessmen.

NO! to turn them grey again.

Seemingly.

A production by "Freie Bühne Jena e.V.", first played in March 2015

Next shows: 04.-06.08.2015, 19:30 p.m., at „Circus Momolo“, Jena

Written and directed by: Paul Josiger, Paul Seeber

Performed by: André Helbig, Henriette Isstas, Petra Jungandreas, Tillmann Lützner, Sabrina Maichrowitz, Miriam Mathias, Verena Prüssing, Cordula Schmitt, Angela Zöllner

Music: Tommy Neuwirth

Puppets and stage design: Tillmann Lützner with Elisabeth Broders, Anne Dünger, Annelie Hirsch, Marcel Horovitz, Cordula Schmitt, Karin Weiß and others


MOMO Impressions

Trailer and photographs at www.freie-buehne-jena.de/projekte/momo-ein-figurenstueck/
© Freie Bühne Jena





So darf man es nicht machen. Man darf nie an
die ganze Straße auf einmal denken.





M O M O

Stage rider

FOYER:

We do need a kind of foyer for welcoming audience during inlet and to perform in at halftime. For that purpose also a space in front of the theatre is possible to use, if we can pitch a big top of round about 50 m² there. For its decoration we do need some colored Pin-Spots and PAR 56. If necessary we can bring along our own technique.

STAGE:

Playing area 15 m wide | 9 m deep | 5 m high – or higher!

Playing area possible in a round tent, if inner diameter min. 15 m width and sidewalls min. 3 m high

Completely dark room with dark walls, if possible without curtains!

Dark stage floor, it gets dirty by water and soil

7 stage platforms, each 2 m x 1 m, height-adjustable from 0,8 m to 1,1 m

Rigging points for one ceiling lamp and for two snatch blocks to pull a car tire fixed on a rope with sandbag up and down

Rigging points for duvetyn above the stage setting

Duveline, min. 13x (3 m x 6 m)

Everyone in the audience must be able to see the stage floor! No more than 200 people!

If necessary, we bring along:

7 stage platforms, each 2 m x 1 m, height-adjustable from 0,8 m to 1,1 m

Duvelyn

LIGHTS:

We even use yours but if necessary, we also can bring along ours.

These lights we would use from theatre:

- 8x 1000 W Fresnel with flaps
- 9x 500/650 W PC with flaps
- 4x LED PAR 56
- 3x 300 W PAR 56
- 7x 1000 W PAR 64
- 2x 575 W Profile Source four jr. Zoom
- 4x 1200 W Profiler Strand Cantata
- 1x Profile Selecon
- 4x 30 W Pin-Spot

These lights and equipment we bring along:

- 3x Overhead
- 1x 100 W shadow lamp E27
- Tripods and base plates for lights at backstage

For installing we do need:

- 27 Connections above with max. 1000W (front stage)
- 11 Connections on the floor with max. 650 W (backstage)

Lighting system:

- 1x Dimmer with 24 channels, 1kW for each channel (our system needs following connections: 1x 125 A or 4 x 32 A)
- 1x Light console with 24 channels

Furthermore:

Audience fill lighting on DMX signal

SOUND:

We do need a sound system well adjusted to the room with speakers standing on stage. If necessary, we bring along our own system. We absolutely need one wireless handheld microphone!

ADDITIONAL CONNECTIONS:

5 Schuko sockets at backstage for

- 1x 100 W hand lamp
- 1x 40 W table lamp
- 1x printer
- 2x turntables

1 Schuko socket at front stage, leading from backstage to FOH, for

- 1x turntable

PYROTECHNICS:

At the end some sparklers are lighted up.

TIME:

Setup for min. 8 hours, depending on room's structure and its preparation by theatre technicians

Doors open 30 minutes before. Admittance is part of the show.

1 hour before admittance we need silence for preparation.

Playing time about 2 hours

Deconstruction min. 4 hours, and about 6 hours if we bring along our own technique

TECHNICIANS:

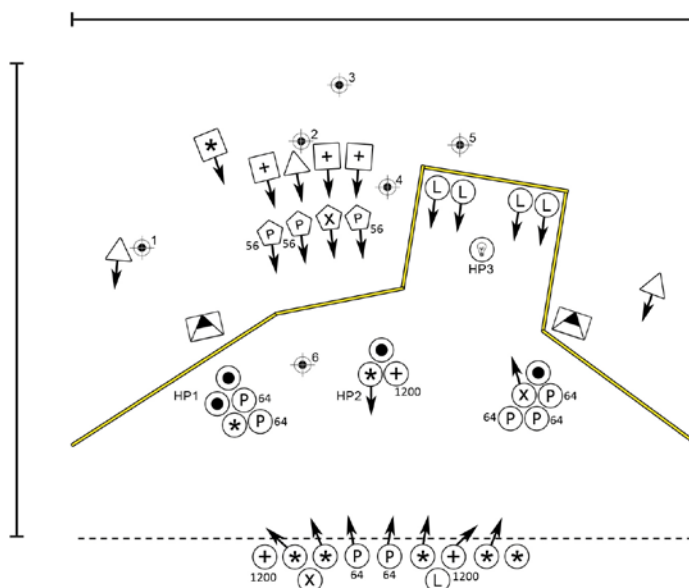
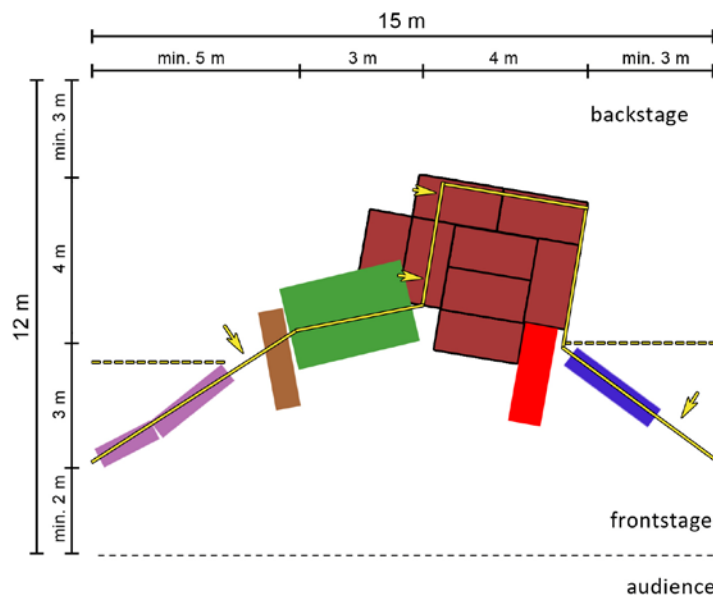
We travel with min. 2 technicians. Additionally we need min. 1 technician for lighting and 1 technician for sound in-house. For setup and deconstruction we need min. 2 technicians in-house.

FURTHERMORE:

Dressing room for min. 12 people with washing facility and mirror

Parking directly at theatre

M O M O Stage rider



- baffle wall „Friseur“
- baffle wall „Uhr“
- baffle wall „Trichter“
- pedestals, 2m x 1m, height-adjustable, 0,8m to 1,1m
- stairs
- baffle wall „Segel“
- duvetyne
- duvetyne to draw aside
- stage entrance
- lighting direction
- lights above
- lights on the floor
- lights at tripods
- overhead projector
- X PC 500/650 W
- + Profile 575 W
- * Fresnel 1000 W
- 💡 Lightbulb 100 W
- L LED PAR 56
- P PAR 56 300 W
- Pin-Spot 30 W
- 📍 1-5 Schuko socket for
1x hand lamp 100 W
1x table lamp 40 W
1x printer
2x turntables
- 📍 6 Schuko socket for turntable,
from backstage to FOH
- HP1 rigging point for car tire fixed on
rope with sandbag (snatch block 1)
- HP2 rigging point for car tire fixed on
rope with sandbag (snatch block 2)
- HP3 rigging point for shade
- speakers